

Easy to learn



Fortune-Telling

Practice Book III

Practice Book accompanying Manuals 1-7

Solutions to the test exercises in part one	Page 3
- Additional exercises to part one	Page 5
Solutions to the test exercises in part two	Page 9
- Additional exercises to part two	Page 10
Solutions to the exercises in part three	Page 12
Additional exercises to part three	Page 14
Solutions to the test exercises in part four	Page 16
Additional exercises to part four	Page 17
Solutions to the test exercises in part five	Page 23
Additional exercises to part five	
Solutions to the exercises in part six	Page 31
Additional Exercises and Extention to part seven	
Additional exercises	Page 39
Solutions Page 40	
Please take a look at the following spread and answer the questions below:	Page 43
Solutions:	Page 44
<i>Take a look at the spread and answer the questions below!</i>	Page 45
Solutions:	Page 46

Easy to learn  *Fortune-Telling*
Practice Book III

Which statement is correct?

Solutions:

Page 47

Page 48

Explain the difference between
the following constellations

Solutions:

Page 49

Page 50

Which of the following statements are correct?

Solutions:

Page 51

Page 51

Practice Book accompanying Manuals 1-7


If you want to extend or deepen the knowledge you already have, I would recommend using this

Practice Book

This book contains a number of useful exercises as well as all the solutions to the exercises at the end of this book.


Solutions to the test exercises in part one

The following suggested solutions arise from my personal experience and intuition:



No 2 Clover

+




No 24 Heart

A happy love.




Practice Book III



No 24 Heart

+



No 23 Rat

This love will end painfully.

Please note:

You have worked and practised with your cards, can combine simple constellations and have even worked with the axes of a full spread of cards.

You are no longer a beginner, which is great, but (like all spoilsports) I have to point out the importance of the most basic exercises!

Keep studying your cards individually and in their constellations.

You will be surprised how many different meanings your cards can have, and how few of them you actually use.

The rest is often forgotten, which results in misinterpretations.

I can therefore only advise you to keep practising with two or three cards, no matter how advanced and versed you already are.

Hint:

Sometimes there are constellations within a spread, which seem to make absolutely no sense at all.

You will also remember that certain constellations carry a special, fixed meaning and must be analyzed in a special way. Those constellations are called "Combinations".

Constellations of all possible pairings of the 36 cards can be found in the book

"Difficult Cards and their Constellations".

The reference book

"All my Combinations at a Glance" contains an extensive collection on possible Combinations for all 36 cards.

Both works are available from **BriKa**.



Practice Book III

Additional exercises to part three

First of all we will read the future from left to right



No 24 Heart + No 2 Clover + No 23 Rat + No 16 Stars



Now we will read **the past** from right to left



No 24 Heart+ No 2 Clover + No 23 Rat + No 16 Stars



Please keep the following in mind:

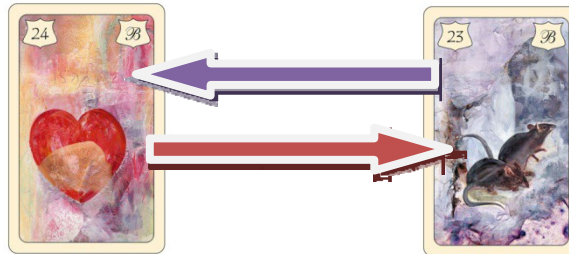
As there is no Future Card (such as **No 5 Tree**, **No 26 Book**, **No 35 Anchor** or **No 36 Cross**) in this line, this situation can keep repeating itself over and over again, until something is done about it and the “catalyst” is eliminated.

(.....)



Practice Book III

Example:



Love – pain
pain - love

The question would be:

(.....)


Once again:

If there is No future card in your axis of interpretation,
you can read all the way back again in to the past if you like.

(.....)



This affair is a one-off thing at some point in the distant future.



This man will keep having affairs, which will not last.



Practice Book III

Additional exercises to part five

Sample Combination

what is the present state of this love?

picture No 1

3 different possible interpretations

Please note: The above cards would not appear like this in one and the same spread. Do not let the repetition of certain cards confuse you and simply interpret the axes one by one.



Practice Book III

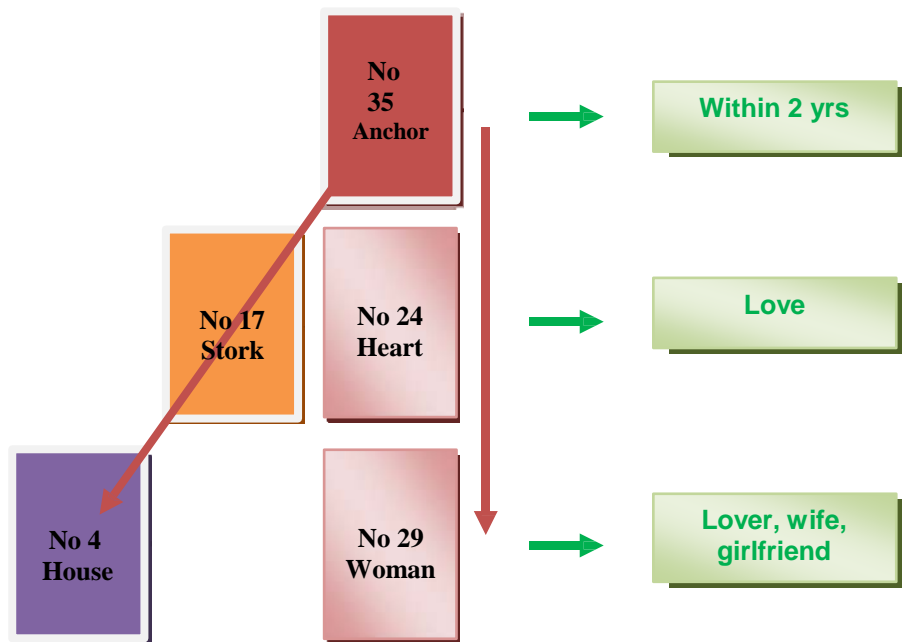
My interpretation

Book No 26 and No 35 Anchor
horizontal

He will have to make clever decisions, and explore new areas, which, in this case, means that he will decide to work from home in the future.

This decision also explains the diagonal line (Stork + House), which means "relocation" or "redecorating".

Within the following 2 years he will experience great luck. He will move house or redecorate/renovate (see above topic "Work") and find the love of his life.*




* As you can see, I have used the Anchor No 35 as a Future- as well as a Time Card.

(.....)



Practice Book III

Please take a look at the following spread and answer the questions below:



- 🗡 Please describe the woman's financial situation!
- 🗡 Is it going to improve?
- 🗡 What can she do about it?
- 🗡 Are the woman and her partner in love?
- 🗡 Generally, would you describe this woman as an active or a passive character?
- 🗡 What can you say about the woman's mother?
- 🗡 **Solutions: (.....)**


Easy to learn



Fortune-Telling

Practice Book III

Take a look at the spread and answer the questions below!



- What is the main problem this woman is currently having?
- What can we say about the marital status about the man she loves?
- Why is he still so close with his (ex-)wife?
- Does he still have a sexual relationship with his (ex-)wife?
- Will the woman (questioner) lose the man she loves?

Solutions: (.....)